


INSERT HOLDERS

for MF pipe beveling




All tooling is manufactured from high quality premium tool steels with approved design, to provide the perfect operation. Rigid holders, corrosion protected assure trouble free and vibration free cutting process. In combination with our duplex inserts they perform a brilliant job to reduce investment and operation expenses.



	Machines	0° (part number)	30° (part number)	37,5° (part number)	0° + 30° (part number)	37,5° / 10° (part number)	0° + 37,5° (part number)	Counter Boring	J-prep
MF ID Mount	MF2iw	Inserts 0° / 30° will be fixed by Tool holders (next page)			-	-	-	-	-
	MF3iw	091502138	091502136	091502268	-	-	-	-	-
	MF3i	091502125 091501413	091501414	091502464	091505360	091505358	091505361	091500665	091505365 091505366
	MF4i	091502125 091501413	091501414	091502464	091505360	091505358	091505361	091500665	091505365 091505366
	MF5i	091502125 091501413	091501414	091502464	091505360	091505358	091505361	091500665	091505365 091505366
	MF6i-50	091502125 091501413	091501414	091502464	091505360	091505358	091505361	091500665	091505365 091505366
MF OD Mount	MF3-R	Inserts will be fixed by Tool holders (next page)							
	MF4-R	091502138	091502136	091502268	-	-	-	-	-
	MF2-25	Inserts will be fixed by Tool holders (next page)							
	MF3-25	091502138	091502136	091502268	-	-	-	-	-
	MF3-25 XL	091502138	091502136	091502268	-	-	-	-	-
	MF4	091502138	091502136	091502268	-	-	-	-	-



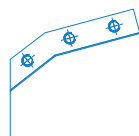
Insert holder
0°
34 mm
short
(091501413)



Insert holder
0°
40 mm
long
(091502125)



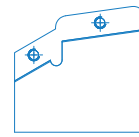
Insert holder
30° + 37,5°



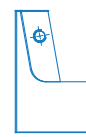
Insert holder
37,5°/10°



Insert holder
J-prep
0°/R6/8°
(091505366)



Insert holder
J-prep
30°/R6/8°
(091505365)



Insert holder
Boring